

Character Tables

Introduction

This series of character tables has been purposefully designed to introduce the learner's hand and mind to the logic behind writing Chinese characters.

The selection of characters allows you to gradually get accustomed to the correct order of the Chinese strokes in a character. It is very important to write strokes in the right sequence because this will determine the shape of the character when written hastily or in a cursive way. If the sequence is incorrect, the character will become unreadable under such circumstances.

The characters are all shown with their pinyin and English translation, constituting another source of Chinese vocabulary in addition to the vocabulary lists included in the curriculum.

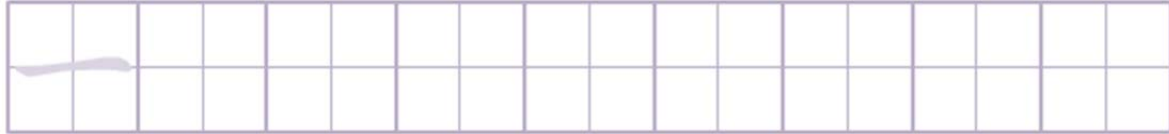
You will find at the end of each character tables a small blank writing sheet to practice further. More sheets are available in the appendices of the Chinese curriculum.

Character Table 1



1

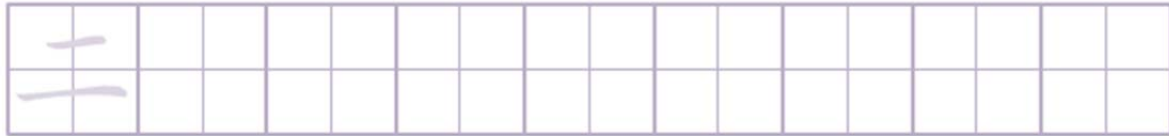
yī *one*



1

2

èr *two*

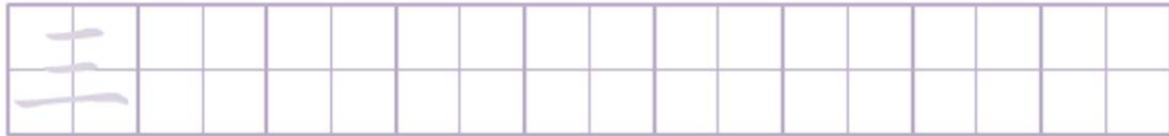


1

2

3

sān *three*



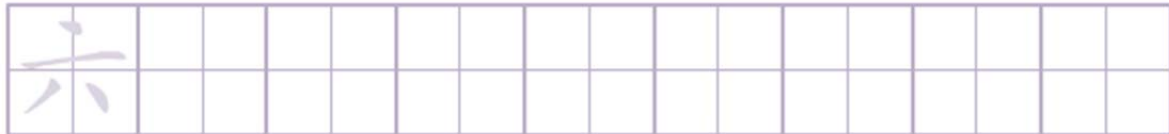
1

2

3

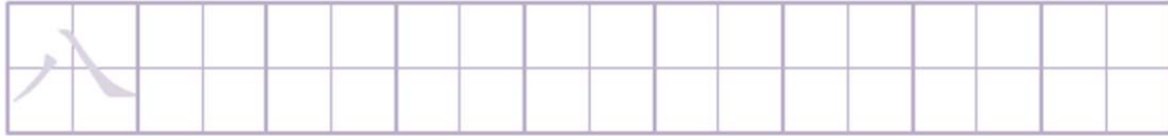
4

liù *six*

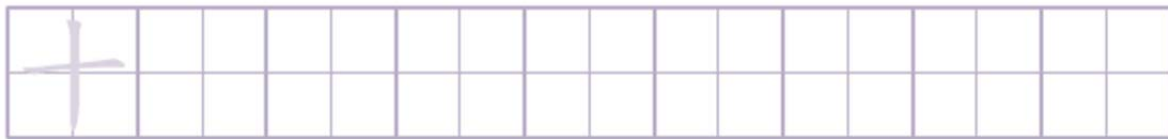




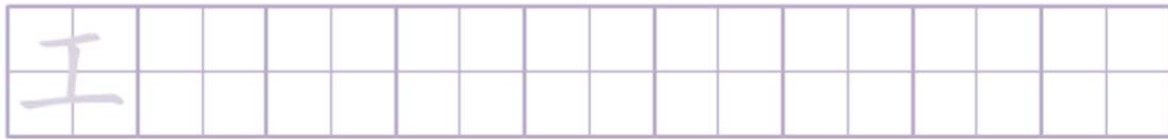
bā *eight*



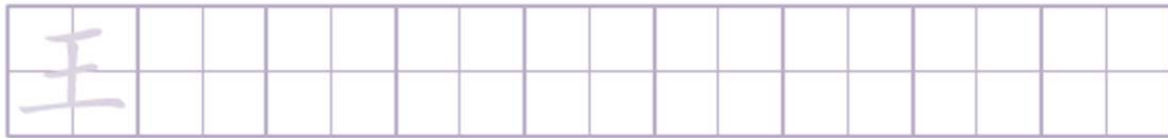
shí *ten*



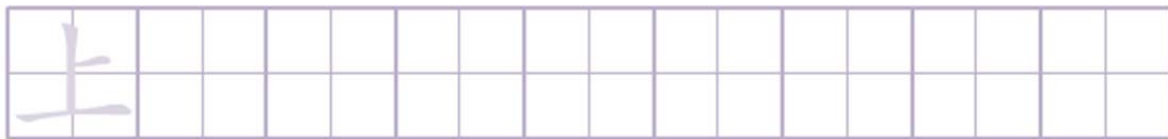
gōng *work*



wáng *king*



shàng *above*



下 下 下

1 2 3

xià under

下																	

人 人

1 2

rén person

人																	

个 个 个

1 2 3

gè measure word

个																	

不 不 不 不

1 2 3 4

bù not

不																	

Small Blank Writing Sheet

Print this sheet to practice writing Chinese. You will find more blank sheets (small, medium, and large grids) in the appendices of the curriculum.